

Lesson 8: The Complete Discrete Trial (OA)



This lesson outlines the components included in a complete discrete trial.

☰ Components of a Discrete Trial

☰ The Antecedent

☰ The Behavior

☰ The Consequence

📄 Knowledge Check

☰ Review

Components of a Discrete Trial



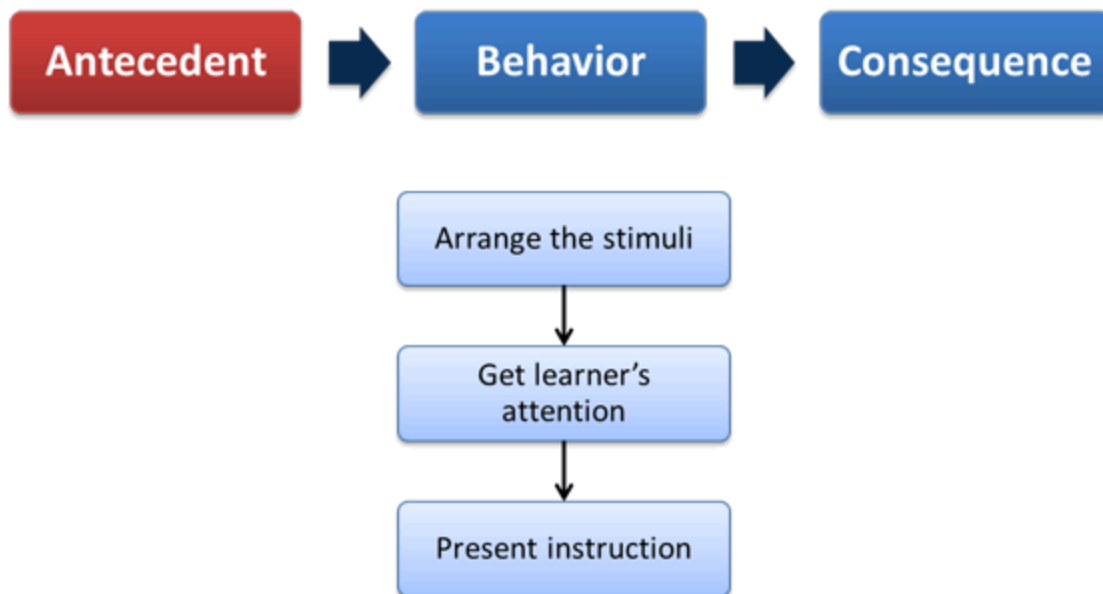
Remember: The discrete trial consists of the antecedent, the behavior, and the consequence.



The Antecedent



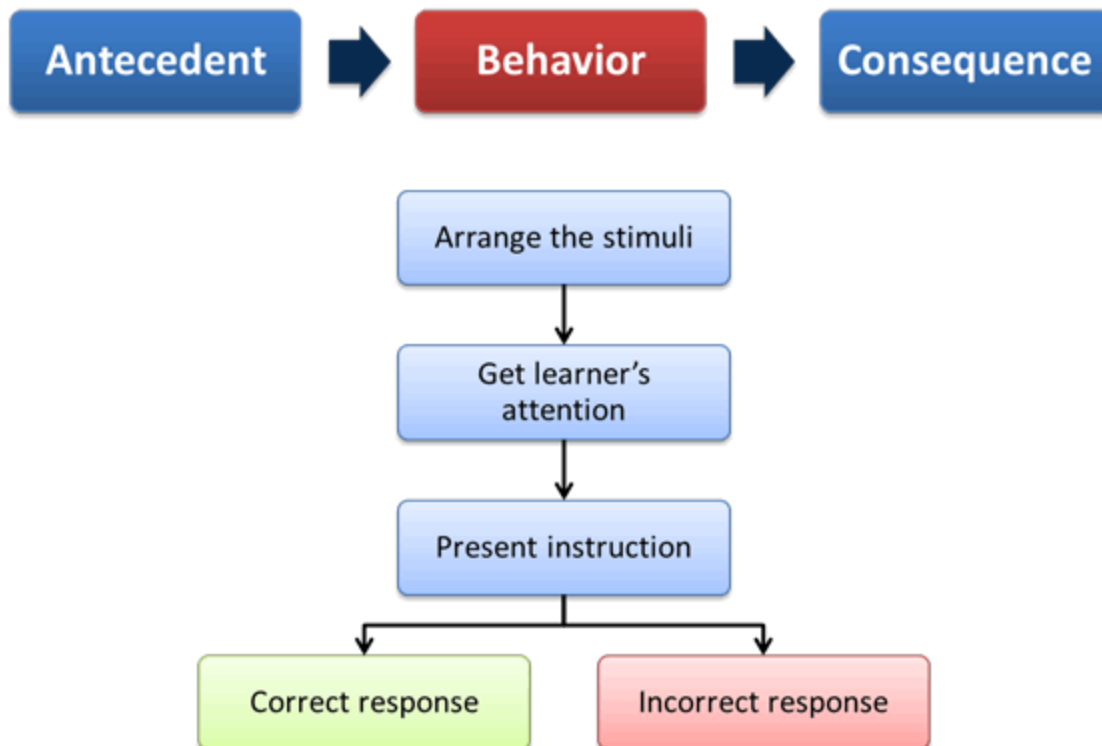
The **antecedent** includes arranging the stimuli, getting the learner's attention, and presenting the instruction.



The Behavior



The **behavior** refers to the learner's response, which will be either correct or incorrect.

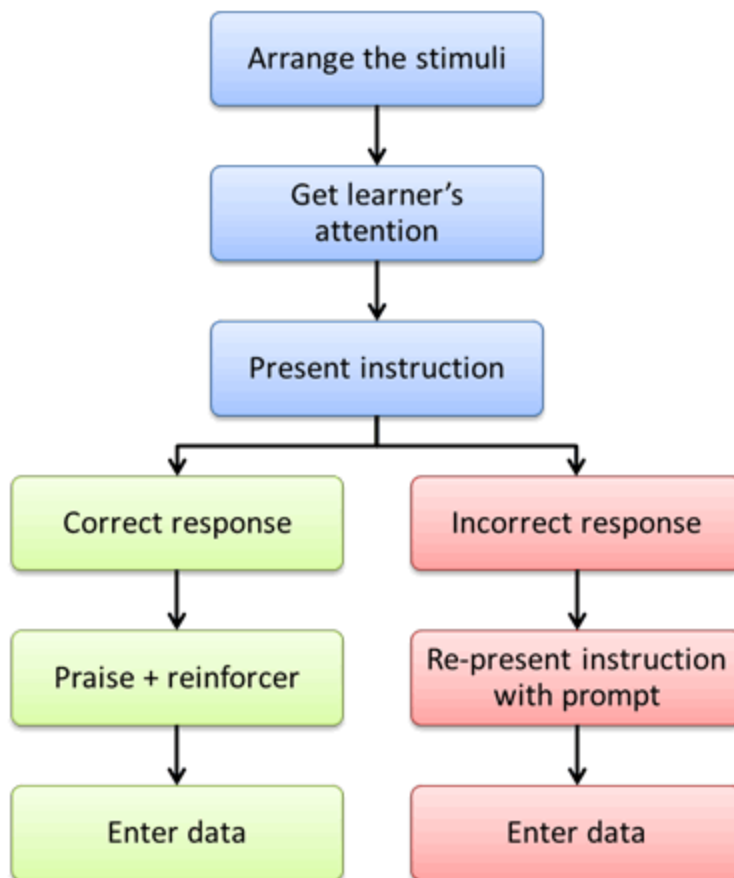


The Consequence




00:16

The **consequence** refers to the instructor's response. If the learner is correct, the instructor should provide reinforcement. If the learner is incorrect, the instructor should re-present the instruction and provide a prompt. Finally, the instructor enters data on the data sheet before moving on to the next trial.



Knowledge Check

 Drag the components of a discrete trial into the correct places on the flowchart/diagram.

Review

- The discrete trial consists of the antecedent, the behavior, and the consequence.
- The **antecedent** includes: Arranging the stimuli, getting the learner's attention, and presenting the instruction.
- The **behavior** refers to the learner's response, which will be either correct or incorrect.
- The **consequence** refers to the instructor's response. If the learner is correct, the instructor should provide reinforcement. If the learner is incorrect, the instructor should re-present the instruction and provide a prompt. Finally, the instructor enters data on the data sheet before moving on to the next trial.

End of Lesson